

Size List

Valid from 1st July 2011

**Cases & Racks
and all Accessories**



Amazon Cases

Tough, lightweight rotomoulded cases and 19-inch racks for extreme conditions in desert, field, sea and air. Accredited to MIL-STD-810 and rated IP65. Amazon Cases provide the ultimate protection for your equipment, whenever, wherever you are.



Features

- Performance tested and accredited to MIL_STD 810
- Water-tight (IP65), provides protection from moisture, salt spray and wind-blown dust / sand
- Rotomoulded from high-grade virgin polyethylene (LLDPE)
- Comprehensive range, more than 80 sizes
- All cases are NATO stock number (NSN) codified
- Climate control options include: humidity indicators, desiccators and pressure relief valves
- Silicon gasket provides stable IP65 waterproof seal in temperatures from -40° to +70°C
- LLDPE is UV stabilised, easy to clean and is resistant to corrosion from acids, fuels, oils and organic solvents
- Options to manufacture using flame-retardant or anti-static polymer
- In stock colours are olive drab and black. Desert sand, grey, blue or specific colour matching also available
- Two axis location and engagement feature for positive stacking
- Moulded-in Amazon lid lip engages positively with the case body to eliminate displacement if sideways impacts are encountered
- Inverted lid/base options and forklift risers available
- Fully recessed low-profile burst-proof stainless steel catches
- Rotary action catches have easy to grip and operate butterfly wing
- All fittings are black coated stainless steel
- Heavy duty ABS handles with soft grip thermo rubber overmould
- Catches, handles and hinges are recessed below the external surface of the case
- Can be configured with wheel option to facilitate easy manoeuvring of heavy payloads
- All edges and corners are rounded and bevelled for safe comfortable handling

Key to Amazon Case Part Numbering

AC	16	87	-	15	61	/AC
Amazon Case	Length	Width		Base height	Lid height	Suffix

Key to Suffix

/AC	/FL
All Catch	Fork Lift

Key to NATO Stock Numbering (NSN)

NSN 8145	-	99	-	562-6611
NATO Supply Classification Code		Issuing NCB 99 = UK		Unique ID Number

Key to Amazon Case Measurements



Amazon Cases

Part Number	External mm			Internal mm			Vol	Wt	Handles	Catches	Hinges	Wheels*	Skids	Q'Ship	NSN #
	L	W	H	L	W	H	m3	kg							
AC4530-2307	450	300	300	390	240	260	0.04	5.0	2	2	2	N	N	Y	8145-99-253-0976
AC4631-0808	458	305	153	374	222	117	0.02	4.1	0	2	2	N	N	N	8145-99-587-3852
AC4631-2110	458	305	305	374	222	269	0.04	6.1	2	2	2	N	N	N	8145-99-152-0888
AC5045-3307	500	450	400	440	390	360	0.09	8.5	2	4	2	N	N	Y	8145-99-968-4816
AC5048-3807	500	480	450	440	420	410	0.11	9.0	2	6	2	N	N	N	8145-99-891-0808
AC5644-6210	559	439	712	476	355	676	0.17	9.7	2	6	2	N	N	N	8145-99-979-4522
AC6030-5307	600	300	600	540	240	560	0.11	9.4	2	5	3	N	N	Y	8145-99-667-6868
AC6040-4307	600	400	500	540	340	460	0.12	10.9	2	5	3	N	N	Y	8145-99-551-4820
AC6045-2307	600	450	300	540	390	260	0.08	9.2	2	5	3	N	N	Y	8145-99-893-7854
AC6045-3307	600	450	400	540	390	360	0.11	9.6	2	5	3	N	N	Y	8145-99-666-7176
AC6045-4307	600	450	500	540	390	460	0.14	11.2	2	5	3	N	N	Y	8145-99-887-2317
AC6060-4307	600	600	500	540	540	460	0.18	13.0	4	7	3	N	N	Y	8145-99-402-7149
AC6060-5307	600	600	600	540	540	560	0.22	15.5	4	7	3	N	N	Y	8145-99-235-4895
AC6146-2110	610	458	305	527	374	269	0.09	7.7	2	5	3	N	N	N	8145-99-614-4803
AC6146-4211	610	458	521	527	374	485	0.15	9.7	2	5	3	N	N	N	8145-99-396-2047
AC6161-4615	610	610	610	527	527	549	0.23	14.0	4	7	3	N	N	N	8145-99-979-4522
AC7545-3307	750	450	400	690	390	360	0.14	12.3	2	5	3	Y	N	Y	8145-99-761-2696
AC7545-4307	750	450	500	690	390	460	0.17	13.7	2	5	3	Y	N	Y	8145-99-388-6300
AC7545-5307	750	450	600	690	390	560	0.20	15.4	2	5	3	Y	N	Y	8145-99-729-6181
AC7552-3010	743	515	407	660	431	371	0.16	12.7	2	5	3	N	N	N	8145-99-814-4114
AC7560-2307	750	600	300	690	540	260	0.14	13.0	4	7	3	Y	N	Y	8145-99-751-6085
AC7560-3307	750	600	400	690	540	360	0.18	13.4	4	7	3	Y	N	Y	8145-99-514-4366
AC7560-4307	750	600	500	690	540	460	0.23	15.9	4	7	3	Y	N	Y	8145-99-891-0545
AC7560-5307	750	600	600	690	540	560	0.27	17.2	4	7	3	Y	N	Y	8145-99-754-8113
AC8249-2507	820	483	320	736	400	284	0.13	12.0	2	5	3	N	N	N	8145-99-891-7731
AC8754-6115/AC	864	533	760	779	446	713	0.35	18.0	6	10	0	Y	N	Y	8145-99-480-8493
AC8754-1561/AC	864	533	760	779	446	713	0.35	18.0	6	10	0	Y	N	Y	8145-99-585-8854
AC8775-6115/AC	864	745	760	779	660	713	0.49	22.2	4	12	0	Y	N	Y	8145-99-471-5373
AC8775-1561/AC	864	745	760	779	660	713	0.49	22.2	4	12	0	Y	N	Y	8145-99-551-8729
AC9045-2307	900	450	300	840	390	260	0.12	12.7	2	6	4	Y	Y	Y	8145-99-998-2342
AC9045-3307	900	450	400	840	390	360	0.16	14.1	2	6	4	Y	Y	Y	8145-99-562-6415
AC9045-3327/AC	900	450	600	815	365	560	0.24	14.1	2	10	0	Y	Y	Y	8145-99-284-3371
AC9045-4307	900	450	500	840	390	460	0.20	14.7	2	6	4	Y	Y	Y	8145-99-362-3513
AC9045-5307	900	450	600	840	390	560	0.24	15.4	2	6	4	Y	Y	Y	8145-99-307-5179
AC9060-3307	900	600	400	840	540	360	0.22	17.5	4	8	4	Y	Y	Y	8145-99-147-9484
AC9060-4307	900	600	500	840	540	460	0.27	19.6	4	8	4	Y	Y	Y	8145-99-666-7174
AC9060-5307	900	600	600	840	540	560	0.32	21.6	4	8	4	Y	Y	Y	8145-99-376-9256
AC9060-3327/AC	900	600	600	840	540	560	0.32	22.6	8	12	0	Y	Y	Y	8145-99-492-9646
AC9060-2733/AC	900	600	600	840	540	560	0.32	22.6	8	12	0	Y	Y	Y	8145-99-731-8675
AC9060-4327/AC	900	600	700	840	540	660	0.38	20.0	8	12	0	Y	Y	Y	8145-99-484-3618
AC9060-2743/AC	900	600	700	840	540	660	0.38	20.0	8	12	0	Y	Y	Y	8145-99-813-3100

* Wheels for Amazon Cases are fitted as option

Call 020 8568 1881 to order or contact sales@cpccases.com

Unit 11 Worton Hall Industrial Estate, Worton Road, Isleworth, Middlesex TW7 6ER, United Kingdom

Tel: +44 (0)20 8568 1881 Fax: +44 (0)20 8568 1141 info@cpccases.com www.cpccases.com

V11.07 Updated July 2011 E&OE.

All information believed to be correct at time of publication. No liability accepted for decisions made as a result of errors. Specifications may change without notice.



Amazon Cases (cont)

Part Number	External mm			Internal mm			Vol	Wt	Handles	Catches	Hinges	Wheels*	Skids	Q'Ship	NSN #
	L	W	H	L	W	H	m3	kg							
AC9060-5327/AC	900	600	800	840	540	760	0.43	26.8	8	12	0	Y	Y	Y	8145-99-151-7437
AC9060-2753/AC	900	600	800	840	540	760	0.43	26.8	8	12	0	Y	Y	Y	8145-99-982-0267
AC9060-7307	900	600	800	840	540	760	0.43	25.9	4	8	4	Y	Y	Y	8145-99-133-7686
AC9060-7327/AC	900	600	1000	840	540	960	0.54	35.5	8	12	0	Y	Y	Y	8145-99-151-7438
AC9060-2773/AC	900	600	1000	840	540	960	0.54	35.5	8	12	0	Y	Y	Y	8145-99-356-0226
AC9261-4115/AC	915	610	559	831	527	498	0.31	19.9	4	8	0	N	N	N	8145-99-213-6924
AC9595-4346/AC/FL	947	947	889	863	863	765	0.80	26.2	8	16	0	N		N	8145-99-883-3490
AC1187-6115/AC	1067	864	760	982	799	713	0.70	29.7	8	14	0	Y	Y	Y	8145-99-241-7308
AC1187-1561/AC	1067	864	760	982	799	713	0.70	29.7	8	14	0	Y	Y	Y	8145-99-813-3097
AC1245-3327/AC	1200	450	600	1115	365	560	0.32	19.5	2	12	0	Y	Y	Y	8145-99-455-8174
AC1260-4307	1200	600	500	1140	540	460	0.36	26.9	4	9	5	Y	Y	Y	8145-99-228-3882
AC1260-5307	1200	600	600	1140	540	560	0.43	27.3	4	9	5	Y	Y	Y	8145-99-342-1189
AC1275-3213/AC	1200	750	450	1116	666	403	0.41	24.6	4	14	0	Y	Y	Y	8145-99-845-8193
AC1275-1332/AC	1200	750	450	1116	666	403	0.41	24.6	4	14	0	Y	Y	Y	8145-99-500-9794
AC1387-6115/AC	1281	864	760	1196	799	713	0.84	34.5	8	16	0	Y	Y	Y	8145-99-961-4313
AC1387-1561/AC	1281	864	760	1196	799	713	0.84	34.5	8	16	0	Y	Y	Y	8145-99-997-2703
AC1446-2811	1347	458	381	1263	374	320	0.24	18.3	4	7	5	N	N	N	8145-99-553-3446
AC1475-4825/AC/FL	1353	743	724	1270	660	612	0.73	35.8	8	16	0	N		N	8145-99-348-1087
AC1545-3327/AC	1500	450	600	1415	365	560	0.41	23.7	2	14	0	Y	Y	Y	8145-99-151-7436
AC1548-2018/AC	1505	489	356	1422	406	305	0.26	24.9	4	12	0	N	N	N	8145-99-837-0758
AC1575-3213/AC	1500	750	450	1416	666	403	0.51	29.6	4	16	0	Y	Y	Y	8145-99-726-0653
AC1575-1332/AC	1500	750	450	1416	666	403	0.51	29.6	4	16	0	Y	Y	Y	8145-99-213-5247
AC1687-6115/AC	1581	864	760	1496	799	713	1.04	40.7	8	18	0	Y	Y	Y	8145-99-254-3587
AC1687-1561/AC	1581	864	760	1496	799	713	1.04	40.7	8	18	0	Y	Y	Y	8145-99-856-4369
AC1845-3327/AC	1800	450	600	1715	365	560	0.49	27.8	2	16	0	Y	Y	Y	8145-99-572-6588
AC1875-3213/AC	1800	750	450	1716	666	403	0.61	34.7	4	18	0	Y	Y	Y	8145-99-844-5056
AC1875-1332/AC	1800	750	450	1716	666	403	0.61	34.7	4	18	0	Y	Y	Y	8145-99-726-0652
AC2156-2316/AC	2057	560	385	1981	482	355	0.44	32.4	8	18	0	N	N	N	8145-99-488-8779
AC2145-3327/AC	2100	450	600	2015	365	560	0.57	32.8	6	18	0	Y	Y	Y	8145-99-813-3098
AC2445-3327/AC	2400	450	600	2315	365	560	0.65	36.8	6	20	0	Y	Y	Y	8145-99-974-7580
AC2745/3327/AC	2700	450	600	2615	365	560	0.73	41.0	6	22	0	Y	Y	Y	8145-99-667-7005

01-Apr-11 Note : TickMark in Skids column " " indicates cases with Fork Lift skids integral to moulded case

* Wheels for Amazon Cases are fitted as option



Call 020 8568 1881 to order or contact sales@cpcases.com
 Unit 11 Worton Hall Industrial Estate, Worton Road, Isleworth, Middlesex TW7 6ER, United Kingdom
 Tel: +44 (0)20 8568 1881 Fax: +44 (0)20 8568 1141 info@cpcases.com www.cpcases.com

V11.07 Updated July 2011 E&OE.

All information believed to be correct at time of publication. No liability accepted for decisions made as a result of errors. Specifications may change without notice.

Amazon Case Accessories

Part Number	Description
AASPB3030	Accessory stowage base pouch, for AC453030
AASPB4530	Accessory stowage base pouch, for any AC case with external width 45 cm and height 30 cm
AASPB4540	Accessory stowage base pouch, for any AC case with external width 45 cm and height 40 cm
AASPB4550	Accessory stowage base pouch, for any AC case with external width 45 cm and height 50 cm
AASPB4560	Accessory stowage base pouch, for any AC case with external width 45 cm and height 60 cm
AASPB6030	Accessory stowage base pouch, for any AC case with external width 60 cm and height 30 cm
AASPB6040	Accessory stowage base pouch, for any AC case with external width 60 cm and height 40 cm
AASPB6050	Accessory stowage base pouch, for any AC case with external width 60 cm and height 50 cm
AASPB6060	Accessory stowage base pouch, for any AC case with external width 60 cm and height 60 cm
AASPL3030	Accessory stowage lid pouch, for any AC case with external width 30 cm and height 30 cm
AASPL4530	Accessory stowage lid pouch, for any AC case with external width 45 cm and height 30 cm
AASPL4540	Accessory stowage lid pouch, for any AC case with external width 45 cm and height 40 cm
AASPL4550	Accessory stowage lid pouch, for any AC case with external width 45 cm and height 50 cm
AASPL4560	Accessory stowage lid pouch, for any AC case with external width 45 cm and height 60 cm
AAPRV	Automatic pressure /vacuum relief valve (APV)
AADH	Drain hole, case, positioned to be watertight with lid on
AAHSB	Handle, black steel polyester powder coated, alternative to std plastic handle
AAHPL	Handle, plastic, as additional handles
AAHI	Humidity indicator
AAWOLA5	Label, write-on wipe-off (for use with permanent marker - removable with white spirit), A5 size
AALC236	Latch, key-lockable, common key, black, as an alternative to std
AALPLBK	Latch, stainless steel, padlockable, cam operated, black, as an alternative to std
AABTPL	Latch, toggle, black, padlockable, as an alternative to std (suitable for cases only)
AAGTV	Vent valve, Gortex membrane
AAINT610	Interstacker
AAINT610W	Interstacker as wheelboard (inc 4x castors)
AASSINTLS	Interstacker linking straps, stainless steel (pair)
AATD001	Tie-down anchor (black)
AAW001	Wheel kit for cases (pair)
AAWC	Wheel cover (pair - black)
AAA5DH	Document Holder, A5 size
AAFS45-2	Fork Lift skids, to suit case footprint AC9045 & AC1245
AAFS45-2-1W	Fork Lift skids, to suit case footprint 45 cm width from AC1545 up to AC2745
AAFS60-2	Fork Lift skids, to suit case footprint AC9060
AAFS60-3	Fork Lift skids, to suit case footprint AC1260
AAFS75-2	Fork Lift skids, to suit case footprint AC1275
AAFS75-3	Fork Lift skids, to suit case footprint AC1575
AAFS75-4	Fork Lift skids, to suit case footprint AC1875
AAFS87-2	Fork Lift skids, to suit case footprint AC1187
AAFS87-3	Fork Lift skids, to suit case footprint AC1387
AAFS87-4	Fork Lift skids, to suit case footprint AC1687

Call 020 8568 1881 to order or contact sales@cpcases.com

Unit 11 Worton Hall Industrial Estate, Worton Road, Isleworth, Middlesex TW7 6ER, United Kingdom

Tel: +44 (0)20 8568 1881 Fax: +44 (0)20 8568 1141 info@cpcases.com www.cpcases.com

V11.07 Updated July 2011 E&OE.

All information believed to be correct at time of publication. No liability accepted for decisions made as a result of errors. Specifications may change without notice.



Amazon Racks

Amazon 19-inch Racks combine all the advantages of an Amazon Case with a lightweight rack chassis and elastomeric suspension system.



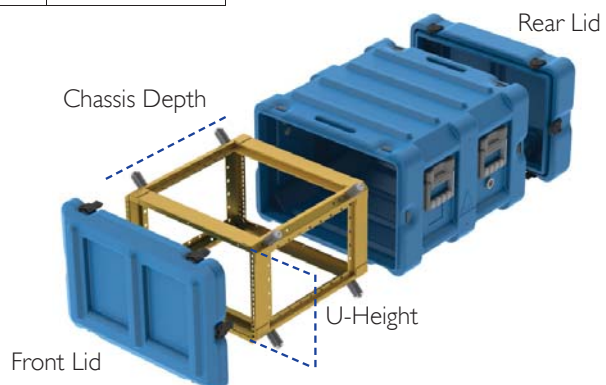
Features:

- Performance tested and accredited to MIL_STD 810
- Five U-heights from 4 units to 12 units, two depths: 480 mm and 610 mm (rack rail-to-rail)
- Extra deep chassis sizes (740 & 870 mm) now available to suit portable servers
- All rack cases are NATO stock number (NSN) codified.
- Water-tight (IP65), provides protection from moisture, salt spray and wind-blown dust / sand
- Rotomoulded from high-grade virgin Polyethylene (LLDPE)
- In stock colours are olive drab and black. Desert sand, grey, blue or specific colour matching also available
- The 19-inch rackmount chassis is made of fully welded anodized aerospace grade aluminium
- Option for stainless steel chassis for marine or corrosive environment applications
- All chassis are BS5954-2:1985 / IEC60297-2:1982 / BS EN 60297 / DIN 41494 compliant
- Deep lids (125 mm external) are available to accommodate extended or protruding connectors and wiring
- Can be configured with wheel option to facilitate easy manoeuvring of heavy payloads. Additional front-end handles are included
- Eight elastomeric anti-vibration mounts
- are pitched at 45° to provide optimum attenuation to impact shock and vibration
- Wire rope mounts can be specified to manage specific handling or transit risks
- Lid lip engagement ensures easy replacement / removal of lids when stacked in the horizontal working position
- Stacking ribs on top and bottom ensure racks align at the front face
- Optional 'Easyglide' system allows simple removal of the chassis, even when fully populated
- M6 cage-nuts and washers are supplied
- All edges and corners are rounded and bevelled for safe comfortable handling

Key to Amazon Rack Part Numbering

AR	04	48	-	07	12
Amazon Rack	Unit U-Height	Chassis depth cm		Lid depth front cm	Lid depth rear cm

Key to Amazon Rack Measurements



Call 020 8568 1881 to order or contact sales@cpcases.com

Unit 11 Worton Hall Industrial Estate, Worton Road, Isleworth, Middlesex TW7 6ER, United Kingdom
Tel: +44 (0)20 8568 1881 Fax: +44 (0)20 8568 1141 info@cpcases.com www.cpcases.com

V11.07 Updated July 2011 E&OE.

All information believed to be correct at time of publication. No liability accepted for decisions made as a result of errors. Specifications may change without notice.

Amazon Racks

Part Number	External mm			U-Height	Chassis Depth	Max Equipment Depth	Vol	Wt	Handles	Catches	Q'Ship	NSN No #
	H	D	W									
AR0448-0707	328	740	583	4	480	620*	0.14	15.4	4	12	Y	8145-99-562-6611
AR0448-0712	328	795	583	4	480	620*	0.15	16.8	4	12	Y	8145-99-858-1856
AR0461-0707	328	870	583	4	610	750*	0.17	16.7	4	12	Y	8145-99-834-8328
AR0461-0712	328	925	583	4	610	750*	0.18	18.1	4	12	Y	8145-99-284-6890
<i>AR0474-0707</i>	328	<i>1000</i>	583	4	740	880*	0.19	18.0	4	12	<i>TBA</i>	<i>8145-99-213-6964</i>
<i>AR0474-0712</i>	328	<i>1055</i>	583	4	740	880*	0.20	19.4	4	12	<i>TBA</i>	<i>8145-99-241-7533</i>
AR0487-0707	328	1130	583	4	870	1010*	0.22	19.3	4	12	Y	8145-99-585-8895
AR0487-0712	328	1185	583	4	870	1010*	0.22	20.7	4	12	Y	8145-99-968-6744
AR0648-0707	417	740	583	6	480	620*	0.18	16.5	4	12	Y	8145-99-989-1224
AR0648-0712	417	795	583	6	480	620*	0.19	17.9	4	12	Y	8145-99-896-0886
AR0661-0707	417	870	583	6	610	750*	0.21	17.8	4	12	Y	8145-99-133-7690
AR0661-0712	417	925	583	6	610	750*	0.22	19.2	4	12	Y	8145-99-162-8327
<i>AR0674-0707</i>	417	<i>1000</i>	583	6	740	880*	0.24	19.1	4	12	<i>TBA</i>	<i>8145-99-419-3196</i>
<i>AR0674-0712</i>	417	<i>1055</i>	583	6	740	880*	0.26	20.5	4	12	<i>TBA</i>	<i>8145-99-961-4523</i>
AR0687-0707	417	1130	583	6	870	1010*	0.27	20.4	4	12	Y	8145-99-613-6052
AR0687-0712	417	1185	583	6	870	1010*	0.29	21.8	4	12	Y	8145-99-386-8422
AR0848-0707	506	740	583	8	480	620*	0.22	20.5	4	16	Y	8145-99-700-9000
AR0848-0712	506	795	583	8	480	620*	0.23	21.9	4	16	Y	8145-99-339-4918
AR0861-0707	506	870	583	8	610	750*	0.26	21.8	4	16	Y	8145-99-862-1593
AR0861-0712	506	925	583	8	610	750*	0.27	23.2	4	16	Y	8145-99-742-3340
AR0874-0707	506	1000	583	8	740	880*	0.29	23.1	4	16	Y	8145-99-152-0885
AR0874-0712	506	1055	583	8	740	880*	0.31	24.4	4	16	Y	8145-99-701-9986
AR1048-0707	595	740	583	10	480	620*	0.26	22.1	4	20	Y	8145-99-666-7179
AR1048-0712	595	795	583	10	480	620*	0.28	23.5	4	20	Y	8145-99-133-7691
AR1061-0707	595	870	583	10	610	750*	0.30	23.4	4	20	Y	8145-99-701-9229
AR1061-0712	595	925	583	10	610	750*	0.32	24.8	4	20	Y	8145-99-509-7384
AR1248-0707	684	740	583	12	480	620*	0.30	23.2	4	20	Y	8145-99-337-7069
AR1248-0712	684	795	583	12	480	620*	0.32	24.6	4	20	Y	8145-99-736-7317
AR1261-0707	684	870	583	12	610	750*	0.35	24.5	4	20	Y	8145-99-000-4541
AR1261-0712	684	925	583	12	610	750*	0.37	25.9	4	20	Y	8145-99-853-3739
AR1448-0707	773	740	583	14	480	620	-	-	4	24	<i>TBA</i>	-
AR1448-0712	773	795	583	14	480	620	-	-	4	24	<i>TBA</i>	-
AR1461-0707	773	870	583	14	610	750	-	-	4	24	<i>TBA</i>	-
AR1461-0712	773	925	583	14	610	750	-	-	4	24	<i>TBA</i>	-

31-Mar-11 Note : Part Codes shown *in italics* are in progress

* Defines max equipment depth that can be fitted in the chassis, provided:

1. The chassis is forward mounted by 25 mm
2. The rack has a deep (125 mm) rear lid
3. The equipment is not mounted in the lowest U-Space (drawings available on request)

Wheel Options for Amazon Racks

Part numbers ending 0707 have two shallow lids (70 mm), front and rear. For optional wheels, select part numbers ending 0712, which have one shallow lid front (70 mm) and one deep lid rear (125 mm) to accommodate wheel recess.

When wheels are required, 2x edge wheels are factory-fitted to the rear (125 mm) lid, and 2x handles are fitted to the front (70 mm) lid to facilitate easy lift and roll.

Call 020 8568 1881 to order or contact sales@cpccases.com

Unit 11 Worton Hall Industrial Estate, Worton Road, Isleworth, Middlesex TW7 6ER, United Kingdom

Tel: +44 (0)20 8568 1881 Fax: +44 (0)20 8568 1141 info@cpccases.com www.cpccases.com

V11.07 Updated July 2011 E&OE.

All information believed to be correct at time of publication. No liability accepted for decisions made as a result of errors. Specifications may change without notice.



Amazon Rack Accessories

Part Number	Description
AAAVM608	Anti-vibration mount, 60 shore hardness, supply & fit an additional 8 mounts
AAAVM458	Anti-vibration mounts, 45 shore hardness, supply & fit an additional 8 mounts
AAAVM60	Anti-vibration mounts, 60 shore hardness, fitted as alternative to standard 45 shore AVMs
AASP0407	Cable stowage pouch, zipped, 4U rack x 70 mm lid
AASP0412	Cable stowage pouch, zipped, 4U rack x 125 mm lid
AASP0612	Cable stowage pouch, zipped, 6U rack x 125 mm lid
AASP0607	Cable stowage pouch, zipped, 6U rack x 70 mm lid
AASP0812	Cable stowage pouch, zipped, 8U rack x 125 mm lid
AASP0807	Cable stowage pouch, zipped, 8U rack x 70 mm lid
AASP1012	Cable stowage pouch, zipped, 10U rack x 125 mm lid
AASP1007	Cable stowage pouch, zipped, 10U rack x 70 mm lid
AASP1212	Cable stowage pouch, zipped, 12U rack x 125 mm lid
AASP1207	Cable stowage pouch, zipped, 12U rack x 70 mm lid
AACC060707	Cooler collar 6U 2 x 70 mm lid
AACC060712	Cooler collar 6U 1 x 70 mm lid & 1 x 125 mm lid
AACC120707	Cooler collar 12U 2 x 70 mm lid
AACC120712	Cooler collar 12U 1 x 70 mm lid & 1 x 125 mm lid
AADH	Drain hole, rack, positioned to be watertight with lid on
AAET	Earth terminal for rack
AAEGS48	Easy-glide removable internal frame system for 480 frame (check suitability before order)
AAEGS61	Easy-glide removable internal frame system for 610 frame (check suitability before order)
AAEGS74	Easy-glide removable internal frame system for 740 frame (check suitability before order)
AAEGS87	Easy-glide removable internal frame system for 870 frame (check suitability before order)
AAHSB	Handle, black steel polyester powder coated, alternative to standard plastic handle
AAHPL	Handle, plastic, as additional handles
AAHI	Humidity indicator
AAPRV	Automatic pressure /vacuum relief valve (APV)
AAGTV	Vent valve, Gortex membrane
AAMN04	Insect hood for 4U rack
AAMN06	Insect hood for 6U rack
AAMN08	Insect hood for 8U rack
AAMN10	Insect hood for 10U rack
AAMN12	Insect hood for 12U rack
AALC236	Latch, key-lockable, common key, black, as an alternative to standard
AALPLBK	Latch, stainless steel, padlockable, cam operated, black, as an alternative to standard
AASR12	Stiffening rings (set) for 12 U rack
AASR10	Stiffening rings (set) for 10 U rack
AASR08	Stiffening rings (set) for 8U rack
AASR06	Stiffening rings (set) for 6U rack
AASR04	Stiffening rings (set) for 4U rack
ARL0412	Lid, rack, 4U x 125 mm (purchased as an additional lid)
ARL0612	Lid, rack, 6U x 125 mm (purchased as an additional lid)
ARL0812	Lid, rack, 8U x 125 mm (purchased as an additional lid)

Amazon Rack Accessories (cont)

Part Number	Description
ARL1012	Lid, rack, 10U x 125 mm (purchased as an additional lid)
ARL1212	Lid, rack, 12U x 125 mm (purchased as an additional lid)
AASSBLRS	Linking straps, rack, stainless steel, black
AASSLRS	Linking straps, rack, stainless steel, self colour
AASR48	Stainless steel support rails for 480 mm deep chassis (pair - inc fixings)
AASR61	Stainless steel support rails for 610 mm deep chassis (pair - inc fixings)
AASR74	Stainless steel support rails for 740 mm deep chassis (pair - inc fixings)
AASR87	Stainless steel support rails for 870 mm deep chassis (pair - inc fixings)
AASSFW48	Support shelf, full width, stainless steel for 480 frame, self colour
AASSFW61	Support shelf, full width, stainless steel for 610 frame, self-colour
AASSFW74	Support shelf, full width, stainless steel for 740 frame, self colour
AASSFW87	Support shelf, full width, stainless steel for 870 frame, self-colour
AAINT610	Interstacker
AAINT610W	Interstacker as wheelboard (inc 4x castors)
AASSINTLS	Interstacker linking straps, stainless steel
AAPS04	Protective skirt for 4U rack (each)
AAPS06	Protective skirt for 6U rack (each)
AAPS08	Protective skirt for 8U rack (each)
AAPS10	Protective skirt for 10U rack (each)
AAPS12	Protective skirt for 12U rack (each)
AATD001	Tie-down anchor (black)
AAW002	Wheel kit for racks, including two extra handles
AAWC	Wheel recess covers (pair - black)
AA423	Spare Mb panel fixings (pack of 12)

Call 020 8568 1881 to order or contact sales@cpcases.com

Unit 11 Worton Hall Industrial Estate, Worton Road, Isleworth, Middlesex TW7 6ER, United Kingdom

Tel: +44 (0)20 8568 1881 Fax: +44 (0)20 8568 1141 info@cpcases.com www.cpcases.com

V11.05 Updated July 2011 E&OE.

All information believed to be correct at time of publication. No liability accepted for decisions made as a result of errors. Specifications may change without notice.



ERACK

Lightweight, shock-mounted transit racks in ruggedised aluminium, available in full and half-rack sizes with optional EMI/EMC-compliance, lids on/off. Ideal where weight, strength and portability are critical issues.



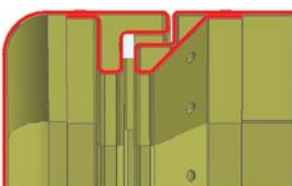
Features:

- Performance tested and accredited to MIL_STD 810
- Available in rack unit heights from 3 unit up to 12 units, in both full width 19-inch and half-rack widths
- Standard internal rack rail-to-rail depths: 350 / 480 / 610 / 740 / 870 mm
- Constructed throughout from high-tensile aerospace grade aluminium
- All chassis are ANSI/EIA-310-C / BS5954-2:1985 / IEC60297-2:1982 / BS EN 60297 / DIN 41494 compliant
- Weather-proofed to EN 60529 / IP65
- Standard rack cases sizes are NATO stock number (NSN) codified
- Very lightweight, for example: 3 unit 480 depth weighs less than 13 kg
- EMI/EMC shielding characteristics are accredited to IEEE STD 299-197 (lids on or off options)
- Quick release, rotary action lid catches provide security during transit and allow easy access when stacked
- All catches and handles are recessed below the external surface of the rack
- Eight elastomeric anti-vibration mounts are pitched at 45° to provide optimum attenuation to impact shock and vibration
- 50 mm sway space between internal rack body and chassis, accommodates payload excursion if a severe impact or shock is encountered
- Stackable, with inter-locating ribs on case top and bottom surfaces, stacked cases align at front edge, regardless of rack depth
- Innovative (patented) folded rim design ensures ERACK is the strongest, lightest and most resistant to ingress of dust & moisture, protective rackmount case available
- Interchangeable front and rear lids, available in 70 mm and 125 mm depths
- Climate control options include: Humidity indicators, desiccators and pressure relief valves
- Additional climate control options include thermo electric air conditioning units, from 200 – 2500BTU.
- Earth / grounding strap is fitted to maintain conductivity between internal chassis and outer case

Key to ERACK Part Numbering

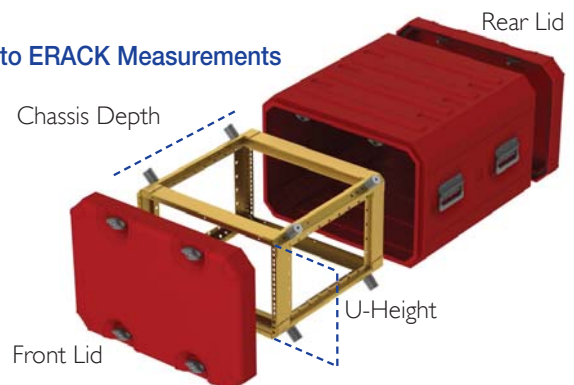
RR	06	48	-	07	07
ERACK	Unit U-Height	Chassis depth cm		Lid depth front cm	Lid depth rear cm

Sectional diagram through ERACK Rim



The patented lid engagement profile is formed from parent material by an innovative sequence of folds and TIG welds, providing substantial weight reduction and excellent EMI / EMC shielding.

Key to ERACK Measurements



Part Number	External mm			U-Height	Chassis Depth	Vol	Wt	Handles	Catches	NSN #
	H	D	W							
RR0348-0707	284	721	589	3	480	0.12	12.7	4	8	8145-99-836-9099
RR0361-0707	284	851	589	3	610	0.14	13.9	4	8	8145-99-668-8050
RR0374-0707	284	981	589	3	740	0.16	15.0	4	8	8145-99-155-8834
RR0387-0707	284	1111	589	3	870	0.19	16.1	4	8	8145-99-836-9429
RR0448-0707	329	721	589	4	480	0.14	13.5	4	8	8145-99-551-8724
RR0461-0707	329	851	589	4	610	0.16	14.6	4	8	8145-99-151-8189
RR0474-0707	329	981	589	4	740	0.19	15.8	4	8	8145-99-894-1507
RR0487-0707	329	1111	589	4	870	0.22	17.0	4	8	8145-99-151-8190
RR0548-0707	373	721	589	5	480	0.16	14.2	4	8	8145-99-226-1110
RR0561-0707	373	851	589	5	610	0.19	15.4	4	8	8145-99-347-5440
RR0574-0707	373	981	589	5	740	0.22	16.6	4	8	8145-99-402-0246
RR0587-0707	373	1111	589	5	870	0.24	17.8	4	8	8145-99-391-7213
RR0648-0707	417	721	589	6	480	0.18	14.9	4	8	8145-99-232-3372
RR0661-0707	417	851	589	6	610	0.21	16.1	4	8	8145-99-551-8725
RR0674-0707	417	981	589	6	740	0.24	17.4	4	8	8145-99-436-1871
RR0687-0707	417	1111	589	6	870	0.27	18.6	4	8	8145-99-290-6815
RR0848-0707	506	721	589	8	480	0.21	16.6	4	12	8145-99-737-3343
RR0861-0707	506	851	589	8	610	0.25	18.0	4	12	8145-99-151-7427
RR0874-0707	506	981	589	8	740	0.29	19.3	4	12	8145-99-726-2202
RR0887-0707	506	1111	589	8	870	0.33	20.7	4	12	8145-99-819-7293
RR1048-0707	595	721	589	10	480	0.25	18.1	4	12	8145-99-851-4709
RR1061-0707	595	851	589	10	610	0.30	19.5	4	12	8145-99-241-7262
RR1074-0707	595	981	589	10	740	0.34	20.9	4	12	8145-99-958-4913
RR1087-0707	595	1111	589	10	870	0.39	22.4	4	12	8145-99-667-7593
RR1248-0707	684	721	589	12	480	0.29	19.5	8	12	8145-99-305-8075
RR1261-0707	684	851	589	12	610	0.34	21.0	8	12	8145-99-614-0637
RR1274-0707	684	981	589	12	740	0.40	22.6	8	12	8145-99-446-7072
RR1287-0707	684	1111	589	12	870	0.45	24.1	8	12	8145-99-342-1208

Call 020 8568 1881 to order or contact sales@cpccases.com

Unit 11 Worton Hall Industrial Estate, Worton Road, Isleworth, Middlesex TW7 6ER, United Kingdom

Tel: +44 (0)20 8568 1881 Fax: +44 (0)20 8568 1141 info@cpccases.com www.cpccases.com

V11.07 Updated July 2011 E&OE.

All information believed to be correct at time of publication. No liability accepted for decisions made as a result of errors. Specifications may change without notice.



ERACK Accessories

Part Number	Description
RRAEGS48	Easy-glide removable internal chassis 480 mm
RRAEGS61	Easy-glide removable internal chassis 610 mm
RRAEGS74	Easy-glide removable internal chassis 740 mm
RRAEGS87	Easy-glide removable internal chassis 870 mm
AAAVM458	Anti-vibration mounts, 45 shore hardness, additional 8 mounts for payloads > 35kg
AAAVM458	Anti-vibration mounts, 45 shore hardness, supply & fit an additional 8 mounts
AAAVM60	Anti-vibration mounts, 60 shore hardness, fitted as alternative to std 45 shore AVMs
RRAPS03	Sway space sealing skirts (each), for 3U rack
RRAPS04	Sway space sealing skirts (each), for 4U rack
RRAPS05	Sway space sealing skirts (each), for 5U rack
RRAPS06	Sway space sealing skirts (each), for 6U rack
RRAPS08	Sway space sealing skirts (each), for 8U rack
RRAPS10	Sway space sealing skirts (each), for 10U rack
RRAPS12	Sway space sealing skirts (each), for 12U rack
AASSFW48	Internal full width support shelf, stainless steel, with floor attachment slots (each), for 480 chassis
AASSFW61	Internal full width support shelf, stainless steel, with floor attachment slots (each), for 610 chassis
AASSFW74	Internal full width support shelf, stainless steel, with floor attachment slots (each), for 740 chassis
AASSFW87	Internal full width support shelf, stainless steel, with floor attachment slots (each), for 870 chassis
AASR48	Stainless steel support rails for 480 mm deep chassis (pair - inc fixings)
AASR61	Stainless steel support rails for 610 mm deep chassis (pair - inc fixings)
AASR74	Stainless steel support rails for 740 mm deep chassis (pair - inc fixings)
AASR87	Stainless steel support rails for 870 mm deep chassis (pair - inc fixings)
RRAMN03	Insect hoods (each), for 3U rack
RRAMN04	Insect hoods (each), for 4U rack
RRAMN05	Insect hoods (each), for 5U rack
RRAMN06	Insect hoods (each), for 6U rack
RRAMN08	Insect hoods (each), for 8U rack
RRAMN10	Insect hoods (each), for 10U rack
RRAMN12	Insect hoods (each), for 12U rack
RRASP0307	Cable stowage pouches, zipped (each), for 3U rack x 70 mm lid
RRASP0407	Cable stowage pouches, zipped (each), for 4U rack x 70 mm lid
RRASP0507	Cable stowage pouches, zipped (each), for 5U rack x 70 mm lid
RRASP0607	Cable stowage pouches, zipped (each), for 6U rack x 70 mm lid
RRASP0807	Cable stowage pouches, zipped (each), for 8U rack x 70 mm lid
RRASP1007	Cable stowage pouches, zipped (each), for 10U rack x 70 mm lid
RRASP1207	Cable stowage pouches, zipped (each), for 12U rack x 70 mm lid
AAAET	Earth terminal for rack
AAAH	Humidity indicator
RRAPRV	Auto pressure/vacuum relief valve (APV/PRV)
AAATD001	Tie-down, sprung anchor, black
AAAA423	Spare M6 panel fixings (pack of 12)
RRAAH	Aluminium sprung handle (additional)



Call 020 8568 1881 to order or contact sales@cpcases.com

Unit 11 Worton Hall Industrial Estate, Worton Road, Isleworth, Middlesex TW7 6ER, United Kingdom
Tel: +44 (0)20 8568 1881 Fax: +44 (0)20 8568 1141 info@cpcases.com www.cpcases.com

V11.07 Updated July 2011 E&OE.

All information believed to be correct at time of publication. No liability accepted for decisions made as a result of errors. Specifications may change without notice.

ERACK Accessories (cont)

Part Number	Description
RRAEMC03	EMI/EMC skirt shielding, for 3U rack
RRAEMC04	EMI/EMC skirt shielding, for 4U rack
RRAEMC05	EMI/EMC skirt shielding, for 5U rack
RRAEMC06	EMI/EMC skirt shielding, for 6U rack
RRAEMC08	EMI/EMC skirt shielding, for 8U rack
RRAEMC10	EMI/EMC skirt shielding, for 10U rack
RRAEMC12	EMI/EMC skirt shielding, for 12U rack
RRAEMCG03	EMI/EMC gasket, for 3U rack
RRAEMCG04	EMI/EMC gasket, for 4U rack
RRAEMCG05	EMI/EMC gasket, for 5U rack
RRAEMCG06	EMI/EMC gasket, for 6U rack
RRAEMCG08	EMI/EMC gasket, for 8U rack
RRAEMCG10	EMI/EMC gasket, for 10U rack
RRAEMCG12	EMI/EMC gasket, for 12U rack

Call 020 8568 1881 to order or contact sales@cpcases.com

Unit 11 Worton Hall Industrial Estate, Worton Road, Isleworth, Middlesex TW7 6ER, United Kingdom

Tel: +44 (0)20 8568 1881 Fax: +44 (0)20 8568 1141 info@cpcases.com www.cpcases.com

V11.07 Updated July 2011 E&OE.

All information believed to be correct at time of publication. No liability accepted for decisions made as a result of errors. Specifications may change without notice.



19-inch Rack Air Conditioning

Integral air conditioning options for Amazon Rack and ERACK, thermo-electric air conditioning units are solid state systems with no moving parts (other than axial fans)



Features:

- Specifically designed for installation within 19-inch rack cases
- Thermo-electric coolers have NO compressor, refrigerants or filters, resulting in maintenance-free, long term operation
- Usually bulk-head installed, thermo-electric coolers require no ventilation into the outer container, this maintains the IP and EMC rating
- Various A/C unit sizes available, from 200BTU (60 watts) to 2500 BTU (730 watts)
- Based on the Peltier effect, there is no mixture between cooled air inside the rack and external ambient air
- The Cooler Collar allows the air conditioning unit to be transported independently from the rack and simply reattaches, just like a case lid for operation
- Surface finish option to suit particular environments
- AC or DC power configurations with built-in adjustable thermostat
- Supplemental heating capability
- Extremely reliable solid state construction with long lifespan, allows for vertical and horizontal mounting
- Closed cell copolymer insulation options to maximise unit efficiency

Part Number	External mm			U-Height	Handles	Catches	Wheels	Max AC Size BTU	Q'ship	NSN #
	H	D	W							
AACC060707	417	380	583	6	2	12	N	1500	Y	4130-99-166-5890
AACC060712	417	380	583	6	2	12	Y	1500	Y	4130-99-504-2507
AACC080707	506	380	583	8	2	16	N	1500	TBA	
AACC080712	506	380	583	8	2	16	Y	1500	TBA	
AACC100707	595	380	583	10	2	20	N	1500	TBA	
AACC100712	595	380	583	10	2	20	Y	1500	TBA	
AACC120707	684	380	583	12	2	20	N	2500	Y	4130-99-551-8708
AACC120712	684	380	583	12	2	20	Y	2500	Y	4130-99-430-5242



Call 020 8568 1881 to order or contact sales@cpcases.com

Unit 11 Worton Hall Industrial Estate, Worton Road, Isleworth, Middlesex TW7 6ER, United Kingdom
Tel: +44 (0)20 8568 1881 Fax: +44 (0)20 8568 1141 info@cpcases.com www.cpcases.com

V11.07 Updated July 2011 E&OE.

All information believed to be correct at time of publication. No liability accepted for decisions made as a result of errors. Specifications may change without notice.

SatRack

Unique, super-lightweight rack solution for portable satellite equipment, originally developed in close consultation with broadcast professionals, conforms to IATA guidelines for checked-in baggage



Features:

- Available in full 19-inch and 9.5-inch half-rack sizes
- Internal chassis constructed from high-tensile aluminium alloy
- Super-lightweight – SatRack with 3U 480 mm (19 in) deep internal chassis weighs only 8 kg (18 lb), allowing for an additional 24 kg (50 lb) of equipment to be fitted whilst complying with IATA restrictions
- Internal rack chassis supported by eight cylindrical elastomeric anti-vibration mounts, set at 45° angle for optimum shock resistance, regardless of orientation
- Superior sway space (40 mm) between inner chassis and bodyshell to prevent contact under severe impact
- Bodyshell in thermo-formed 10 mm honeycomb polypropylene (HPP). HPP is crush-proof and has a high strength to weight ratio
- Advanced thermo-forming technologies do not crimp the HPP, providing additional longitudinal strength and rigidity at angled edges
- HPP bodyshell is encased in 3 mm HDPE foam, for additional insulation and cushioning to create a 'carry-friendly' piece of ruggedised luggage
- HDPE foam is closed cell, alkaline, oil resistant and impervious to the elements
- Outer cover in 1000-denier texturised nylon, which is weatherproof and abrasion-resistant, does not rot
- Side-vented panels for easy heat dissipation, with protective velcro-fastened cover flaps for transportation
- Heavy duty stitching around handles resists tearing under strain
- Long side handle to facilitate level carrying for unevenly-balanced loads eg, all the weight at the front
- Fully-protected zipped lids at front and rear can be hinged through 270° to allow full access to contents
- Stackable to a static loading weight of 100 kg
- Quickship in seven days for standard black, wide range of other colours available on request
- Additional ventilation may be provided by small axial fans
- Optional trolley for easy progress through airports
- Optional protective skirt to control ingress of dirt, dust, sand etc

Key to SatRack Part Numbering

SR	04	48	HR
SatRack	Unit U-Height	Chassis depth cm	Half-rack size (if available)



Special, 3U half-rack size (9.5-inch) SatRack, populated with control equipment for Vislink' fly-drive antenna system

IATA Weight & Size Guidelines:

Checked baggage is accepted according to weight and size.



Each piece must weigh no more than 32 kilos (70 lb) and measure no more than 158 cm (62 in) adding the dimensions: height + width + length.

This "piece concept" was designed for flights to, from and within Canada and USA, but has been adopted by major carriers worldwide.

SatRack 3U x 480 mm chassis depth weighs only 8 kg allowing 24 kg of equipment to stay inside the limit. It also meets the dimensional requirement.

Call 020 8568 1881 to order or contact sales@cpccases.com

Unit 11 Worton Hall Industrial Estate, Worton Road, Isleworth, Middlesex TW7 6ER, United Kingdom

Tel: +44 (0)20 8568 1881 Fax: +44 (0)20 8568 1141 info@cpccases.com www.cpccases.com

V11.07 Updated July 2011 E&OE.

All information believed to be correct at time of publication. No liability accepted for decisions made as a result of errors. Specifications may change without notice.



SatRack

Part Number	External mm			U-Height	Chassis Depth	Vol	Wt	NSN #
	H	D	W					
						m3	kg	
SR0348	285	610	600	3	480	0.10	7.9	8145-99-360-1780
SR0361	285	737	600	3	610	0.12	8.5	8145-99-367-2000
SR0448	329	610	600	4	480	0.12	8.6	8145-99-667-7131
SR0461	329	737	600	4	610	0.14	9.2	8145-99-241-7272
SR0548	374	610	600	5	480	0.14	9.3	8145-99-244-0895
SR0561	363	737	600	5	610	0.16	9.9	8145-99-740-5436
SR0348HR	285	610	387	3	480	0.07	6.5	8145-99-702-7359
SR0361HR	285	737	387	3	610	0.08	7.1	8145-99-398-1037
SR0448HR	329	610	387	4	480	0.08	6.9	8145-99-726-3010
SR0461HR	329	737	387	4	610	0.09	7.5	8145-99-372-9316
SR0548HR	374	610	387	5	480	0.09	7.3	8145-99-507-3562
SR0561HR	374	737	387	5	610	0.11	8.0	8145-99-990-9004

SatRack Accessories

Part Number	Description
SR03S	Skirt set for 3U SatRack (each)
SR04S	Skirt set for 4U SatRack (each)
SR05S	Skirt set for 5U SatRack (each)
SRT001	SatRack trolley (folding platform)
SRF01	Large fan
SRF02	Small fan
SRLH01	Label holder
SR423	Spare rack fixings
SRW001	Wheel kit for SatRack (full size rack only, does not fit 9.5-inch half-rack), inc tow handle
AASR48	Stainless steel support rails for 480 mm deep chassis (pair - inc fixings)
AASR61	Stainless steel support rails for 610 mm deep chassis (pair - inc fixings)



Call 020 8568 1881 to order or contact sales@cpccases.com

Unit 11 Worton Hall Industrial Estate, Worton Road, Isleworth, Middlesex TW7 6ER, United Kingdom
 Tel: +44 (0)20 8568 1881 Fax: +44 (0)20 8568 1141 info@cpccases.com www.cpccases.com

V11.07 Updated July 2011 E&OE.

All information believed to be correct at time of publication. No liability accepted for decisions made as a result of errors. Specifications may change without notice.